

Holy Names University

Mens Basketball Record Book

Individual Game Highs

Points

No.	Name	Opponent	Date
48	Malachi Thurston	Bethel College (IN)	Dec. 30, 2003
39	Marshal Hartman	Menlo College	Feb. 25, 2006
39	Chris Enriquez	Pacific Christian	Jan. 21, 1995
39	James Washington	Patten College	Feb. 2, 1996
37	Marshal Hartman	Point Loma Nazarene	Nov. 11, 2005
37	Malachi Thurston	Notre Dame de Namur	Feb. 13, 2004
36	Malachi Thurston	CSU Hayward	Feb. 27, 2004
36	Jason Mosher	La Sierra University	Jan. 22, 1995
35	Malachi Thurston	Hope International	Nov. 29, 2003
35	Malachi Thurston	Dominican Univ	Feb. 6, 2004
34	Marshal Hartman	Pacific Union College	Dec. 17, 2005
34	Malachi Thurston	Bethany College	Feb. 20, 2004
34	Chris Enriquez	Pacific Union College	Jan. 28, 1995
34	Marshal Hartman	Hawaii Pacific University	Dec. 2, 2006
33	Malachi Thurston	Simon Fraser	Jan. 2, 2004
33	Chris Enriquez	Cal Maritime	Nov. 26, 1994
33	Chris Enriquez	Pacific Christian	Feb. 25, 1995
33	James Washington	Azusa Pacific	Dec. 8, 1995
33	Marc'Shawn Williams		
33	Nick Stephens	Simpson University	Jan. 11, 2007
33	Jonathan Kargas	Cascade College	Nov. 8, 2008
32	Marshal Hartman	Pacific Union College	Dec. 17, 2005
31	Marshal Hartman	Cal State East Bay	Feb. 8, 2007
31	Robert McGee	Pacific Union College	Feb. 24, 1995
31	Chris Enriquez	5 Times	

Field Goals Made

17	Malachi Thurston	Bethel College (IN)	Dec. 30, 2003
15	Chris Enriquez	Cal State Maritime	Nov. 29, 1994
15	James Washington	Patten College	Feb. 2, 1996
14	Malachi Thurston	Dominican Univ	Feb. 6, 2004
14	Chris Enriquez	Southern Oregon	Nov. 25, 1994
14	Chris Enriquez	Pacific Christian	Jan. 21, 1995
14	Jason Mosher	La Sierra University	Jan.22, 1995
13	David Aguilar	Cal State East Bay	
13	Chris Enriquez	Cal State Maritime	Jan. 17, 1998

Three Pointers Made

9	Gene Cotter	Simpson College	Jan. 11, 1995
8	Jason Mosher	La Sierra University	Jan. 22, 1995
7	Kevin Yenchik	Bethany College	Jan. 26, 1996
6	Jason Mosher	Cal State Maritime	Nov. 29, 1994

Record Book

6	Robert McGee	San Jose Christian	Jan. 4, 1995
6	Ryan Lane	Menlo College	Feb. 23, 2000
6	Aaron Zaballos	Concordia (CA)	Dec. 19, 1998
6	Kevin Yenchik	3 Times	
6	Andy Cannon	Patten College	Feb. 9, 1999
6	Nick Stephens	5 Times	
6	Josh Dozier	Cal State Maritime	Jan. 22, 2005
6	Aaron Kanno	Pacific Union College	Feb. 19, 2009

Free Throws Made

18	Chris Enriquez	Pacific Union College	Jan. 28, 1995
17	Malachi Thurston	Notre Dame de Namur	2/13/04
17	Chris Enriquez	Pacific Christian	Feb. 25, 1995
16	Malachi Thurston	Cal State East Bay	Feb. 27, 2004
14	Chris Enriquez	Pacific Union College	Jan. 24, 1996
13	Rober McGee	Pacific Union College	Feb. 24, 1995
13	Chris Enriquez	Dominican College	Feb. 9, 1996
13	Marc'Shawn Williams	2 Times	
13	Nick Stephens	Simpson University	Jan. 11, 2007

Rebounds

19	Josh Dozier	Pacific Union College	Jan. 19, 2008
19	Josh Dozier	Pacific Union College	Dec. 6, 2007
19	Josh Dozier	Simpson University	Feb. 17, 2006
18	Josh Dozier	Cal State Maritime	Jan. 12, 2008
17	Josh Dozier	Northwest Christian	Nov. 9, 2007
17	Josh Dozier	William Jessup	Dec. 16, 2005
17	Josh Dozier	Pacific Union College	Jan. 19, 2008
16	Josh Dozier	Cal State East Bay	Jan. 31, 2008
16	Steve Terry	Dominican College	Feb. 9, 1996
15	Josh Dozier	Cal State East Bay	Feb. 24, 2006
15	Josh Dozier	Northwest University	Mar. 3, 2007
15	Josh Dozier	CSU East Bay	Jan. 13, 2006
15	Steve Terry	Cal State East Bay	Nov. 17, 1995
15	Steve Terry	Simpson College	Jan. 18, 1997
15	Eugene Patterson	Menol College	Dec. 9, 1998
15	Tom Shannon	College of Notre Dame	Jan. 21, 2000
14	Josh Dozier	Pacific Union College	Dec. 14, 2006
14	Josh Dozier	Bethany University	Feb. 19, 2008
14	Miguel Vargas	Notre Dame de Namur	Jan. 13, 2004
14	Marc'Shawn Williams	Pacific Union College	Jan. 19, 1997
14	Tom Shannon	Cal State Maritime	Jan. 7, 2000
14	David Aguilar	Fresno Pacific	Nov. 6, 1998
14	Nick Stephens	Cal State Maritime	Jan. 20, 2007

Assists

14	Julius Cumlat	Bethany University	Jan. 30, 2007
14	Julius Cumlat	Simpson University	Jan. 14, 2006
13	Julius Cumlat	Pacific Union College	Jan. 31, 2006
13	Julius Cumlat	Cal State Monterey Bay	Feb. 14, 2004

Record Book

13	Julius Cumlat	Dominican University	Feb. 6, 2004
13	Chris Enriquez	San Jose Christian	Dec. 12, 1995
12	Julius Cumlat	Chaminade	Dec. 3, 2006
12	Gene Cotter	Patten College	Jan. 27, 1995
12	Aaron Kanno	Pacific Union College	Jan. 22, 2009
11	Julius Cumlat	San Diego Christian	Nov. 25, 2006
11	Julius Cumlat	Menlo College	Jan. 21, 2006
11	Julius Cumlat	Bethany University	Feb. 4, 2006
11	Gene Cotter	La Sierra University	Jan. 22, 1995
11	Chris Enriquez	Simpson College	Jan. 9, 1996
11	Chris Enriquez	Dominican, N.Y.	Jan. 13, 1996
11	Chris Enriquez	Patten College	Feb. 26, 1998

Blocks

7	Steve Terry	Fresno Pacific	Nov. 11, 1995
6	Steve Terry	College of Notre Dame	Nov. 29, 1995
5	Steve Terry	Simpson University	Jan. 9, 1996
5	Steve Terry	Patten College	Feb. 24, 1996
5	Steve Terry	Dominican College	Feb. 22, 1997
4	Steve Terry	5 Times	
4	Arjuna Manning-Laisne	Fresno Pacific	Dec. 13, 1999

Steals

8	Miguel Vargas	Bethel College (KS)	Dec. 31, 2002
8	Chris Enriquez	UC Santa Cruz	Nov. 29, 1994
6	Chris Enriquez	4 Times	
6	Robert McGee	Cal State Maritime	Nov. 29, 1994
6	David Aguilar	Simpson University	Dec. 2, 1998
6	Marc'Shawn Williams	San Jose Christian	Nov. 14, 1998
6	Julius Cumlat	Hawaii Pacific University	

Turnovers

11	JD Hawk	Regis University (CO)	Nov. 16, 1996
8	Chris Enriquez	Cal Lutheran	Jan. 5, 1996
8	JD Hawk	Chico State	Dec. 22, 1996
8	Abe Pedroza	U.C. San Diego	Dec. 17, 1998
8	Kyle Schellin	Humboldt State	Nov. 22, 1997
8	Chris Enriquez	Chico State	Nov. 28, 1997

Individual Career Marks

Games Played

137	Eugene Patterson	95-99
136	Chris Dee	94-98
135	Chris Enriquez	94-98
129	Troy Cotton	04-'08
127	Julius Cumlat	03-07
125	Josh Dozier	04-'08
123	Jonathan Kargas	05-'09
117	Alex Huemann	04-'08

Record Book

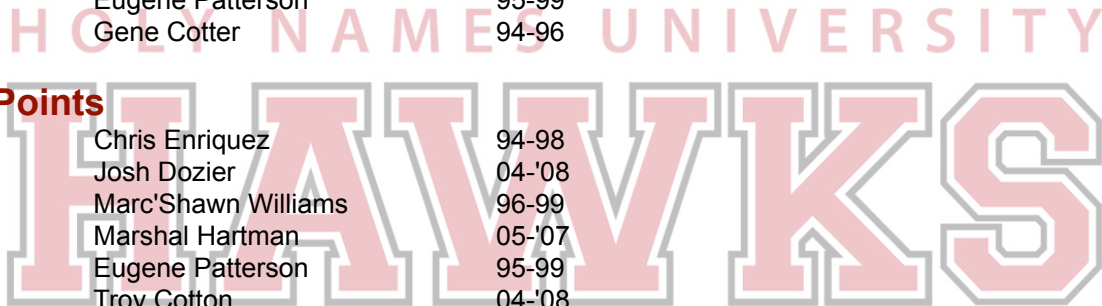
112	Chris Romero	99-03
112	Aaron Kanno	05'-09
106	Bora Kara	02-'06
105	Lars Jorgensen	95-99
105	Marc'Shawn Williams	96-99
94	Paul Conyers	06-'09
91	Miguel Vargas	01-04
88	Brian Parker	03-'07
82	Miles Scott	03-'06
81	Aaron Kanno	05-'09
79	JD Hawk	96-00
75	Geral Lowe	02-'05
72	Kyle Schellin	96-98
72	Jake Burgess	96-98
68	Arjuna Manning-Laisne	99-01
68	Brian Freeth	99-01
68	Eric Ledbetter	95-'98

Consecutive Games

129	Troy Cotton	04-'08
124	Chris Dee	94-98
115	Eugene Patterson	95-99
65	Gene Cotter	94-96

Total Points

2283	Chris Enriquez	94-98
1415	Josh Dozier	04-'08
1352	Marc'Shawn Williams	96-99
1232	Marshal Hartman	05-'07
1170	Eugene Patterson	95-99
1144	Troy Cotton	04-'08
1080	Geral Lowe	02-05
981	David Aguilar	98-00
949	Chris Dee	94-98
946	Nick Stephens	04-'07
934	Miguel Vargas	01-04
904	Funtaine Ware	00-02
835	Brian Parker	03-'07
821	Jonathan Kargas	05-'09
782	Tom Shannon	99-01
781	Malachi Thurston	03-04
736	Kyle Schellin	96-98
690	Julius Cumlat	03-'07
686	James Washington	1996
608	Chris Romero	99-03
580	Gene Cotter	94-96
550	Brian Freeth	99-01
535	Aaron Kanno	05-'09
533	Jake Burgess	96-98
529	Eric Ledbetter	95 & 98
512	Alex Huemann	04-'08
509	Kevin Yenchik	95-97
484	Steve Terry	95-97



Record Book

455	JD Hawk	96-00
437	Arjuna Manning-Laisne	99-01

Points Per Game (50 Games Min.)

19	Marshal Hartman	05-'07
17.5	Nick Stephens	04-'07
16.5	Chris Enriquez	94-98
15.3	David Aguilar	98-00
14.4	Geral Lowe	02-05
14.2	Tom Shannon	99-01
14.1	Funtaine Ware	00-02
12.9	Marc'Shawn Williams	96-99
11.1	Josh Dozier	04-'08
10.2	Kyle Schellin	96-98
9.3	Steve Terry	95-97
8.9	Gene Cotter	94-96
8.8	Troy Cotton	04-'08
8.2	Julius Cumlat	03-'07
8.1	Eugene Patterson	95-99
8.1	Brian Freeth	99-01

Field Goals

742	Chris Enriquez	94-98
507	Josh Dozier	04-'07
471	Marc'Shawn Williams	96-99
456	Marshal Hartman	05-'07
399	Troy Cotton	04-'07
396	Eugene Patterson	95-99
376	Geral Lowe	02-05
369	David Aguilar	98-00
332	Nick Stephens	04-'07
329	Miguel Vargas	01-04
318	Chris Dee	94-98
317	Funtaine Ware	00-02
305	Tom Shannon	99-01
285	Jonathan Kargas	05-'09
266	James Washington	1995-96
264	Kyle Schellin	96-98
220	Eric Ledbetter	95&98

Field Goal Attempts

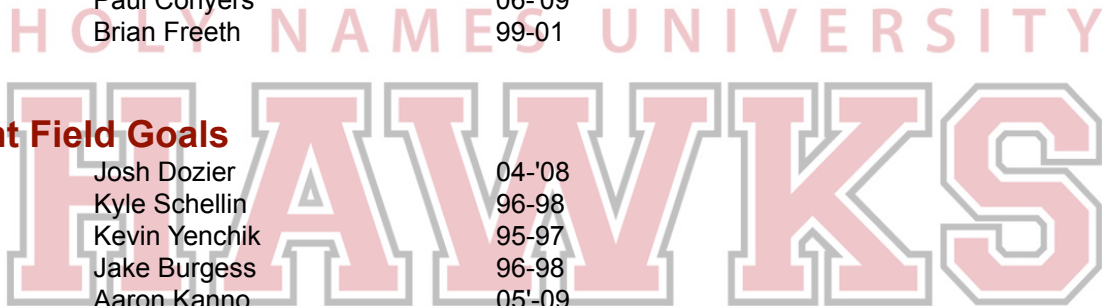
1495	Chris Enriquez	94-98
1123	Josh Dozier	04-'07
960	Eugene Patterson	95-99
891	Marshal Hartman	05-'07
879	Troy Cotton	04-'08
848	Marc'Shawn Williams	96-99
723	Miguel Vargas	01-04
719	Jonathan Kargas	05-'09
715	David Aguilar	98-00
684	Chris Dee	94-98
668	Funtaine Ware	00-02

Record Book

628	Nick Stephens	04-'07
607	Geral Lowe	02-05
595	Kyle Schellin	96-98
552	Julius Cumlat	03-'07
549	Tom Shannon	99-01
488	James Washington	95-96
481	Gene Cotter	94-96

Field Goal Percentage (50 Games Min. & 300 Att.)

0.619	Geral Lowe	02-05
0.556	Tom Shannon	99-01
0.555	Marc'Shawn Williams	96-99
0.551	Eric Ledbetter	95-98
0.529	Nick Stephens	04-'07
0.522	Arjuna Manning-Laisne	99-01
0.516	David Aguilar	98-00
0.515	Blair Reed	01-03
0.512	Marshal Hartman	05-'07
0.509	Steve Terry	95-97
0.502	Chris Dee	94-98
0.496	Chris Enriquez	94-98
0.495	Paul Conyers	06-'09
0.477	Brian Freeth	99-01



3 Point Field Goals

149	Josh Dozier	04-'08
144	Kyle Schellin	96-98
131	Kevin Yenchik	95-97
120	Jake Burgess	96-98
110	Aaron Kanno	05-'09
109	Miguel Vargas	01-04
108	Sean Palmer	2003-07
108	Funtaine Ware	00-02
107	Alex Huemann	04-'08
102	Gene Cotter	94-96
86	Jonathan Kargas	05-'09
85	Ryan Lane	99-01
84	Marshal Hartman	05-'07
78	Eugene Patterson	95-99
71	Chris Dee	94-98
70	Andy Cannon	98-00
76	Jason Hopper	01-03

3 Point Field Goal Attempts

390	Josh Dozier	04-'08
351	Kevin Yenchik	95-97
341	Kyle Schellin	96-98
312	Miguel Vargas	01-04
298	Jake Burgess	96-98
291	Aaron Kanno	05-'09
281	Funtaine Ware	00-02

Record Book

267	Gene Cotter	94-96
266	Jonathan Kargas	05-'09
258	Eugene Patterson	95-99
223	Marshal Hartman	05-'07
211	Andy Cannon	98-00
210	Troy Cotton	04-'08
199	Jason Hopper	01-03
185	Ryan Lane	99-01
185	Chris Dee	94-98

3 Point Field Goal Percentage (50 Games Min. & 100 Attempts)

0.459	Ryan Lane	99-01
0.422	Kyle Schellin	96-98
0.404	Nick Stephens	04-'07
0.393	Miguel Vargas	01-Present
0.384	Funtaine Ware	00-02
0.384	Chris Dee	94-98
0.382	Josh Dozier	04-'08
0.382	Jason Hopper	01-03
0.382	Gene Cotter	94-96
0.378	Aaron Kanno	05-'09
0.377	Marshal Hartman	05-'07
0.373	Kevin Yenchik	95-97
0.354	Brian Freeth	99-01
0.349	Miguel Vargas	01-'04
0.332	Andy Cannon	98-00

Free Throws Made

707	Chris Enriquez	94-98
401	Marc'Shawn Williams	96-99
328	Geral Lowe	02-05
260	Troy Cotton	04-'08
252	Josh Dozier	04-'08
242	Chris Dee	94-98
237	Eugene Patterson	95-99
236	Marshal Hartman	05-'07
230	Julius Cumlat	03-'07
225	Nick Stephens	04-'07
212	David Aguilar	98-00
185	Chris Romero	99-03
167	Miguel Vargas	01-04
166	Tom Shannon	99-01
165	Jonathan Kargas	05-'09
162	Funtaine Ware	00-02
139	JD Hawk	96-00
127	Arjuna Manning-Laisne	99-01
127	Brian Freeth	99-01

Free Throws Attempted

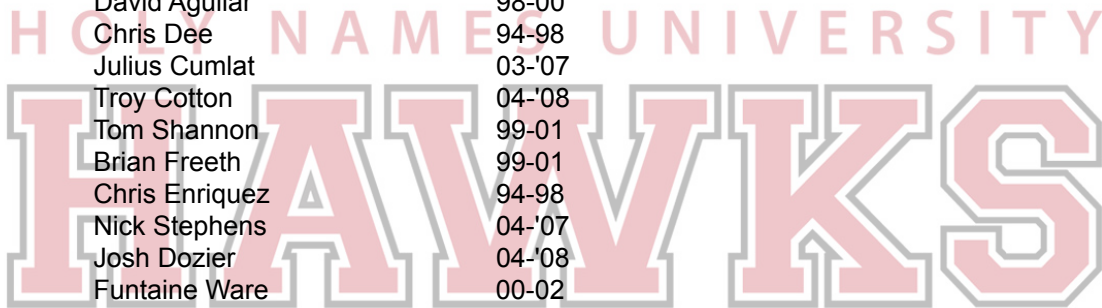
959	Chris Enriquez	94-98
-----	----------------	-------

Record Book

560	Marc'Shawn Williams	96-99
519	Geral Lowe	02-05
450	Eugene Patterson	95-99
358	Troy Cotton	04-'08
344	Josh Dozier	04-'08
306	Nick Stephens	04-'07
298	Chris Dee	94-98
293	Julius Cumlat	03-'07
282	Marshal Hartman	05-'07
264	Chris Romero	99-03
259	David Aguilar	98-00
245	Jonathan Kargas	05-'09
231	Miguel Vargas	01-04
222	Funtaine Ware	00-02
221	Tom Shannon	99-01
204	JD Hawk	96-00
195	Arjuna Manning-Laisne	99-01

Free Throw Percentage (50 Games & 100 Att. Min.)

83.7	Marshal Hartman	05-'07
0.819	David Aguilar	98-00
0.812	Chris Dee	94-98
0.785	Julius Cumlat	03-'07
0.762	Troy Cotton	04-'08
0.751	Tom Shannon	99-01
0.743	Brian Freeth	99-01
0.737	Chris Enriquez	94-98
0.735	Nick Stephens	04-'07
0.733	Josh Dozier	04-'08
0.731	Funtaine Ware	00-02
0.726	Rob Chase	00-02
0.723	Miguel Vargas	01-04
0.716	Marc'Shawn Williams	96-99
0.701	Chris Romero	99-03
0.681	JD Hawk	96-00



Assists

607	Chris Enriquez	94-98
559	Julius Cumlat	03-'07
311	Chris Romero	99-03
310	Eugene Patterson	95-99
264	Aaron Kanno	05-'09
263	JD Hawk	96-00
228	Brian Freeth	99-01
200	Gene Cotter	94-96
169	Miguel Vargas	01-04
161	Eddie Fraizer	00-02
144	Josh Dozier	04-'08
137	Lars Jorgensen	95-99
129	Geral Lowe	02-05
126	Kyle Schellin	96-98
121	Troy Cotton	04-'08

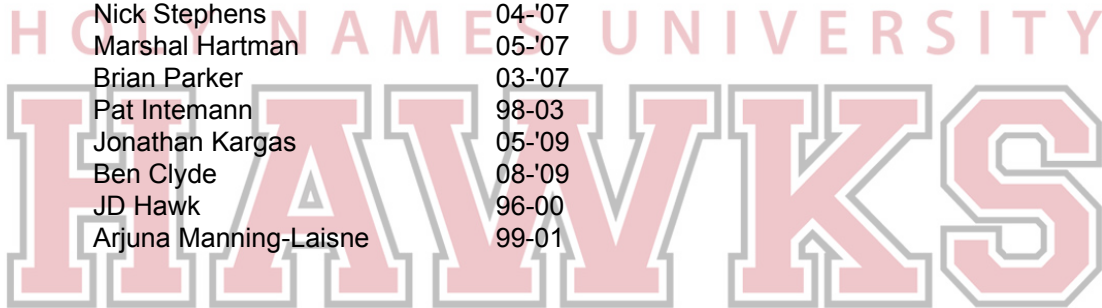
105	Jake Burgess	96-98
-----	--------------	-------

Assists Per Game

5.9	Julius Cumlat
4.5	Chris Enriquez
3.9	Robert McGee
3.3	JD Hawk

Rebounds

1050	Josh Dozier	04-'08
670	Chris Enriquez	94-98
663	Marc'Shawn Williams	96-99
652	Eugene Patterson	95-99
514	Geral Lowe	02-05
439	Chris Dee	94-98
426	Troy Cotton	04-'08
404	Steve Terry	95-97
381	Tom Shannon	99-01
361	David Aguilar	98-00
360	Miguel Vargas	01-04
303	Eric Ledbetter	95 & 98
298	Nick Stephens	04-'07
293	Marshal Hartman	05-'07
285	Brian Parker	03-'07
270	Pat Intemann	98-03
261	Jonathan Kargas	05-'09
257	Ben Clyde	08-'09
256	JD Hawk	96-00
234	Arjuna Manning-Laisne	99-01



Rebounds Per Game (50 Games Min.)

8.3	Josh Dozier	04-'08
7.8	Steve Terry	95-97
7.4	Marc'Shawn Williams	
6.9	Geral Lowe	5-Feb
6.3	Marc'Shawn Williams	
5.5	Nick Stephens	04-'07
5.1	Eric Ledbetter	
5	Chris Enriquez	

Blocks

106	Steve Terry	95-97
95	Tom Shannon	99-01
43	Miguel Vargas	01-04
41	Chris Enriquez	94-98
37	Patrick Intemann	98-03
34	Troy Cotton	04-'08
33	Jason Hopper	3-Jan
32	Marc'Shawn Williams	96-99
26	Arjuna Manning-Laisne	99-01
20	Eugene Patterson	95-99

Blocks Per Game


2	Steve Terry
0.3	Chris Enriquez
0.3	Marc'Shawn Williams

Steals

326	Chris Enriquez	94-98
220	Julius Cumlat	2003-2007
190	Eugene Patterson	95-99
188	Josh Dozier	04-'08
165	Miguel Vargas	01-04
159	Marc'Shawn Williams	96-99
152	Troy Cotton	04-'08
140	Chris Romero	99-03
107	JD Hawk	96-00
106	Andre Bell	04-'06
102	Aaron Kanno	05-'09
75	Brian Freeth	99-01
72	Gene Cotter	94-96
69	Kevin Yenchik	95-97
64	Jonathan Kargas	05-'09
64	Arjuna Manning-Laisne	99-01
63	Steve Terry	95-97

Steals Per Game

2.4	Chris Enriquez
2.1	Julius Cumlat
1.8	Robert McGee
1.6	Andre Bell
1.5	Marc'Shawn Williams

**Individual Season Highs**

Points	Name	Year
781	Malachi Thurston	2003-04
719	Marshal Hartman	2005-06
686	James Washington	1995-96
677	Chris Enriquez	1994-95
556	Chris Enriquez	1995-96
549	Nick Stephens	2004-05
528	David Scott	2009-'10
527	Chris Enriquez	1997-98
522	David Aguilar	1999-00
513	Marshal Hartman	2006-07
512	Troy Cotton	2007-08
500	Funtaine Ware	2001-02
493	Marc'Shawn Williams	1998-99
488	Geral Lowe	2003-04
485	Miguel Vargas	2003-04

Record Book

468	Chris Enriquez	1996-97
465	Josh Dozier	2007-08
459	David Aguilar	1998-99
450	Marc'Shawn Williams	1997-98

Points Per Game

26.9	Malachi Thurston	2003-04
21.8	Chris Enriquez	1994-95
21.1	Marshal Hartman	2005-06
20.8	James Washington	1995-96
18.1	Nick Stephens	2006-07
17.2	Nick Stephens	2004-05
17	David Scott	2009-'10
16.8	Chris Enriquez	1995-96
16.5	Marshal Hartman	2006-07
16	Troy Cotton	2007-08
15.8	David Aguilar	1999-00
15.7	Geral Lowe	2003-04
15.6	Funtaine Ware	2001-02
14.9	Marc'Shawn Williams	1998-99
14.8	David Aguilar	1998-99
14.6	Tom Shannon	1999-00
14.5	Josh Dozier	2007-08
14.3	Miguel Vargas	2003-04
14.2	Chris Enriquez	1997-98
14.1	Nick Stephens	2004-05
13.9	Tom Shannon	2000-01

Field Goals Made

267	Marshal Hartman	2005-2006
266	James Washington	1995-96
259	Malachi Thurston	2003-04
226	Chris Enriquez	1994-95
205	David Scott	2009-'10
194	Chris Enriquez	1995-96
191	David Aguilar	1999-00
189	Marshal Hartman	2006-07
189	Nick Stephens	2004-05
182	Geral Lowe	2003-04
182	Funtaine Ware	2001-02
178	David Aguilar	1998-99
177	Miguel Vargas	2003-04
171	Troy Cotton	2007-08
171	Chris Enriquez	1997-98
166	Marc'Shawn Williams	1997-98
159	Josh Dozier	2007-08
158	Marc'Shawn Williams	1998-99
157	Tom Shannon	2000-01

Field Goals Attempted

Record Book

517	Malachi Thurston	2003-04
495	Marshal Hartman	2005-2006
488	James Washington	1995-96
446	Chris Enriquez	1994-95
396	Marshal Hartman	2006-07
390	Funtaine Ware	2001-02
389	Troy Cotton	2007-08
382	Miguel Vargas	2003-04
378	David Aguilar	1998-99
374	Chris Enriquez	1995-96
372	Josh Dozier	2007-08
365	David Scott	2009-'10
359	Nick Stephens	2004-05
349	Chris Enriquez	1997-98
340	Jonathan Kargas	08-'09
337	David Aguilar	1999-00
331	Johnas Street	2009-'10
326	Chris Enriquez	1996-97
325	Kyle Schellin	1997-98
317	Gene Cotter	1994-95

Field Goal Percentage (Min. 2 Made per Game)

0.674	Geral Lowe	2003-04
0.613	Tom Shannon	2000-01
0.593	Marc'Shawn Williams	1996-97
0.571	Geral Lowe	2004-05
0.568	Arjuna Manning-Laisne	2000-01
0.567	David Aguilar	1999-00
0.566	Brian Parker	2003-04
0.562	David Scott	2009-'10
0.553	Marc'Shawn Williams	1997-98

Free Throws Made

221	Chris Enriquez	1994-95
197	Malachi Thurston	2003-04
175	Marc'Shawn Williams	1998-99
173	Chris Enriquez	1997-98
161	Chris Enriquez	1996-97
152	Chris Enriquez	1995-96
148	Geral Lowe	2004-05
144	Troy Cotton	2007-08
138	Marshal Hartman	2005-06
133	Nick Stephens	2004-05
129	David Aguilar	1999-00
124	Geral Lowe	2003-04
124	James Washington	1995-96
114	Marc'Shawn Williams	1997-98
112	Marc'Shawn Williams	1996-97
102	Tom Shannon	2000-01

Free Throws Attempted

Record Book

297	Chris Enriquez	1994-95
252	Malachi Thurston	2003-04
229	Marc'Shawn Williams	1998-99
230	Chris Enriquez	1996-97
225	Chris Enriquez	1997-98
219	Geral Lowe	2003-04
217	Geral Lowe	2004-05
207	Chris Enriquez	1995-96
182	Troy Cotton	2007-08
181	Nick Stephens	2004-05
180	James Washington	1995-96
168	Marc'Shawn Williams	1997-98
163	Marc'Shawn Williams	1996-97
157	Marshal Hartman	2005-06
147	Eugene Patterson	1998-99
146	David Aguilar	1999-00

Free Throw Percentage

0.852	Marshal Hartman	2005-06
79.1	Troy Cotton	2007-08

3 Point Field Goals

92	Kyle Schellin	1997-98
82	Kevin Yenchik	1995-96
66	Malachi Thurston	2003-04
65	Johnas Street	2009-'10
65	Gene Cotter	1994-95
63	Jason Mosher	1994-95
60	Jake Burgess	1996-97
60	Jake Burgess	1997-98
59	Aaron Kanno	05'-09
57	Ryan Lane	2000-01
57	James Lynch	2000-01
54	Funtaine Ware	2000-01
54	Funtaine Ware	2001-02

3 Point Field Goals Attempted

212	Kevin Yenchik	1995-96
208	Kyle Schellin	1997-98
180	Jason Mosher	1994-95
176	Johnas Street	2009-'10
171	Malachi Thurston	2003-04
167	Jake Burgess	1996-97
165	Gene Cotter	1994-95
155	Aaron Kanno	05'-09
150	Funtaine Ware	2001-02
135	Josh Dozier	2007-08
133	Kyle Schellin	1996-97
131	Jake Burgess	1997-98
131	Funtaine Ware	2000-01
128	Robert McGee	1994-95

3 Point Field Goal Percentage

0.514	Ryan Lane	2000-01
0.463	Nick Stephens	2006-07
0.461	James Lynch	2000-01
0.458	Jake Burgess	1997-98
0.442	Kyle Schellin	1997-98
0.426	Josh Dozier	2004-05
0.412	Funtaine Ware	2000-01
0.404	Jason Hopper	2002-03
0.4	Miguel Vargas	2002-03
0.396	Josh Smith	2009-'10
0.394	Gene Cotter	1994-95
0.391	Kyle Schellin	1996-97
0.388	Aaron Kanno	05'-09
0.387	Kevin Yenchik	1995-96

Rebounds

318	Josh Dozier	2007-08
312	Josh Dozier	2005-06
264	Josh Dozier	2006-07
260	Geral Lowe	2003-04
259	Marc'Shawn Williams	1996-97
227	Marc'Shawn Williams	1997-98
219	David Aguilar	1999-00
213	Eugene Patterson	1999-00
205	Tom Shannon	2000-01
202	Steve Terry	1995-96
202	Steve Terry	1996-97
195	Miguel Vargas	2003-04
193	Chris Enriquez	1994-95
191	Nick Stephens	2004-05
190	Eugene Patterson	1997-98
183	Brian Mello	1994-95
183	Chris Enriquez	1997-98

Rebounds Per Game

9.9	Josh Dozier	2007-08
9.5	Josh Dozier	2005-06
9.2	Steve Terry	1996-97
8.5	Josh Dozier	2006-07
8.4	Geral Lowe	2003-04
7.4	Marc'Shawn Williams	1996-97
7.1	David Aguilar	1999-00
7	Tom Shannon	1999-00
6.8	Tom Shannon	2000-01
6.7	Eugene Patterson	1999-00
6.7	Steve Terry	1995-96
6.2	Marc'Shawn Williams	1997-98
6.2	Chris Enriquez	1994-95
5.9	Nick Stephens	2004-05

5.7 Brian Mello 1994-95

Assists

236	Julius Cumlat	2005-06
216	Chris Enriquez	1995-96
187	Julius Cumlat	2006-07
187	Julius Cumlat	2003-04
150	Chris Enriquez	1996-97
147	Eddie Frazier	2001-02
140	Brian Freeth	2000-01
137	Chris Romero	2002-03
134	Gene Cotter	1994-95
132	Chris Enriquez	1997-98
127	Julius Cumlat	2004-05
125	Aaron Kanno	05'-09
112	JD Hawk	1996-97
108	Chris Enriquez	1994-95
95	Eugene Patterson	1997-98

Assists Per Game

7.2	Julius Cumlat	2005-06
6.6	Chris Enriquez	1995-96
6	Julius Cumlat	2006-07
5.7	Julius Cumlat	2003-04
5.7	Eddie Frazier	2001-02
4.4	Chris Romero	2002-03
4.4	Chris Enriquez	1996-97
4.2	Julius Cumlat	2004-05
4.2	Gene Cotter	1994-95
4.1	Brian Freeth	2000-01
4	Aaron Kanno	05'-09
3.9	Robert McGee	1994-95
3.7	JD Hawk	1996-97
3.6	Chris Enriquez	1997-98
3.4	Chris Enriquez	1994-95

Blocks

66	Steve Terry	1995-96
61	Tom Shannon	2000-01
44	Steve Terry	1996-97
34	Tom Shannon	1999-00
23	David Scott	2009-'10
21	Miguel Vargas	2002-03
17	Patrick Intemann	1998-99
17	Jason Hopper	2002-03
16	Jason Hopper	2001-02
15	Arjuna Manning-Laisne	1999-00
14	Marc'Shawn Williams	1998-99

Blocks Per Game

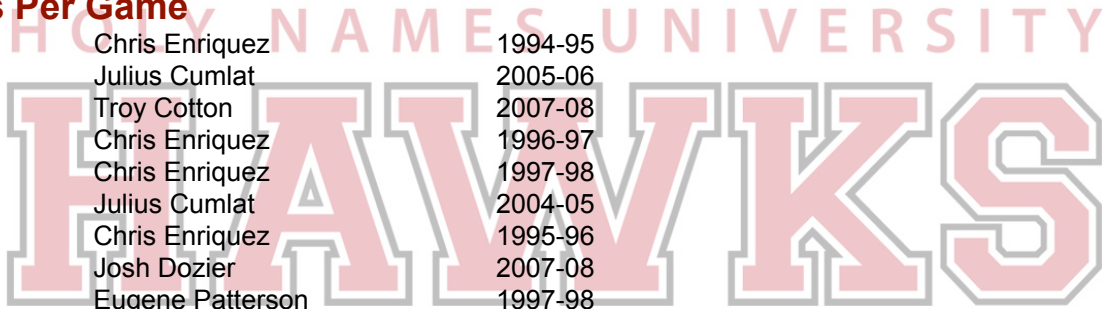
2.2	Steve Terry	1995-96
2	Steve Terry	1996-97

Steals

91	Miguel Vargas	2003-04
90	Chris Enriquez	1994-95
86	Julius Cumlat	2005-06
82	Chris Enriquez	1997-98
78	Chris Enriquez	1996-97
76	Troy Cotton	2007-08
72	Chris Enriquez	1995-96
71	Julius Cumlat	2003-04
71	Miguel Vargas	2003-04
67	Julius Cumlat	2004-05
65	Eugene Patterson	1997-98
62	Chris Romero	2002-03
59	Josh Dozier	2007-08
57	Eugene Patterson	1998-99
56	Marc'Shawn Williams	1998-99
55	Marc'Shawn Williams	1996-97
53	Chris Romero	2001-02
49	Miguel Vargas	2002-03

Steals Per Game

2.9	Chris Enriquez	1994-95
2.5	Julius Cumlat	2005-06
2.4	Troy Cotton	2007-08
2.3	Chris Enriquez	1996-97
2.3	Chris Enriquez	1997-98
2.2	Julius Cumlat	2004-05
2.2	Chris Enriquez	1995-96
1.8	Josh Dozier	2007-08
1.8	Eugene Patterson	1997-98



Single Game Team Records

Most Points HNU

119	La Sierra	Jan. 22, 1995
117	Pacific Union College	Jan. 31, 2006
114	Simpson University	Jan. 14, 2006
113	San Jose Christian	Dec. 12, 1995
111	Simpson College	Jan. 11, 1995
110	Golden State Baptist	Nov. 29, 2007
109	San Jose Christian	Jan. 24, 1996
108	Simpson University	Jan. 18, 2005
107	Bethany University	Jan. 7, 2005
107	Cal Maritime	Nov. 7, 1995
106	Cal Maritime	Nov. 29, 1994
105	Cal Maritime	Jan. 31, 1995
104	Pacific Union College	Jan. 24, 1996
103	Pacific Christian	Jan. 21, 1995
102	Simpson University	Feb. 4, 1995

Most Points Opponent

117	Cal State East Bay	Feb. 21, 2004
115	Pacific Christian	Jan. 21, 1995
111	Azusa Pacific	Dec. 3, 1995
110	Simpson University	Feb. 24, 2010
108	U. of Hawaii Hilo	Dec. 4, 2008
105	Bethany University	Jan. 10, 2009
105	Patten College	Jan. 27, 1995
105	Azusa Pacific	Nov. 26, 2005
105	BYU-Hawaii	Jan. 17, 1996
103	Whittier College	Dec. 5, 2009
103	Azusa Pacific	Dec. 8, 1995
102	Cal State East Bay	
101	Cascade College	Nov. 8, 2008
100	Hope International	Nov. 9, 2009

Fewest Points HNU

44	Cal Baptist University	Nov. 22, 2008
46	Menlo College	Jan. 10, 2008
48	St. Mary's (CA)	Nov. 24, 1999
50	Vanguard University	Nov. 21, 2008
51	University of San Diego	Dec. 1, 1999
52	Menlo College	Jan. 18, 2007
52	Menlo College	Dec. 18, 2004
52	Dominican University	Jan. 13, 2009
52	Fresno Pacific	Oct. 30, 2009
53	Westmont College	Nov. 10, 2007
53	Fresno Pacific	Nov. 30, 2007
53	Biola U.	Nov. 14, 2008

Fewest Points Opponents

41	Pacific Union College	Dec. 17, 2006
43	Cal State Maritime	Feb. 18, 2005
43	CSU Maritime	Feb. 18, 2005
43	Pacific Union College	Jan. 31, 2006
47	Bethany College	Jan. 9, 2010
48	Menlo College	Jan. 18, 2007
51	Notre Dame De Namur	Feb. 10, 2006
51	Simpson College	Jan. 9, 1996
52	Patten College	Jan. 19, 2000
53	Golden State Baptist	Dec. 11, 2007
53	Bethany College	Feb. 5, 2000
54	Pacific Union College	Feb. 18, 2010
54	Bethany College	Jan. 26, 1996
55	Dominican University	Jan. 20, 2006
55	Simpson College	Feb. 11, 2010

Margin of Victory

74	Pacific Union College	Jan. 31, 2006
50	Pacific Union College	Dec. 17, 2005
46	Cal Maritime	Nov. 29, 1994
44	Golden State Baptist	Dec. 11, 2007

Record Book

41	Bethany College	Feb. 5, 2000
40	Simpson University	Jan. 11, 1995
37	Simpson University	Jan. 9, 1996
35	Bethany University	Jan. 6, 2006
35	La Sierra University	Jan. 22, 1995
34	2 Times	

Most Field Goals Made HNU

49	Pacific Union College	Jan. 31, 2006
46	San Jose Christian	Dec. 12, 1995
45	Simpson University	Jan. 14, 2006
43	Golden State Baptist	Nov. 29, 2007
43	Cal State Maritime	Nov. 29, 1994
43	La Sierra University	Jan. 22, 1995
41	Cal State Maritime	Feb. 18, 2005
41	Simpson University	Jan. 18, 2005
41	Bethany University	Jan. 7, 2005
41	Cal State Maritime	Jan. 31, 1995
41	San Jose Christian	Feb. 13, 1995
40	Bethany University	Jan. 4, 2007
37	Bethany University	Jan. 26, 2007
37	Simpson University	Feb. 12, 2005
37	Bethany University	Feb. 5, 2000

Most Field Goals Made Opponents

47	Pacific Christian	Jan. 21, 1995
43	Cal Baptist	Nov. 7, 2009
43	Azusa Pacific	Dec. 3, 1994
41	Simpson University	Feb. 24, 2009
40	Patten College	Jan. 27, 1995
39	Humboldt State	Dec. 11, 2004
37	Warner Pacific	Nov. 28, 2009
36	Simpson University	Jan. 18, 2005
36	Fresno Pacific	Oct. 30, 2009
35	Northwest College	Dec. 29, 2007
35	Azusa Pacific	Nov. 12, 2006
35	Cal State East Bay	Feb. 5, 2005
35	University of San Diego	Dec. 1, 1999
35	Biola Univ.	Oct. 29, 2009

Most Field Goals Attempted HNU

95	Cal Maritime	Nov. 29, 1994
84	Golden State Baptist	Nov. 29, 2007
81	Simpson College	Feb. 4, 1995
80	San Jose Christian	Dec. 12, 1995
79	Cal State Maritime	Jan. 31, 1995
79	La Sierra University	Feb. 12, 1995
78	Warner Pacific	Nov. 7, 2008
78	Northwest College	Dec. 29, 2007
76	Pacific Union College	Jan. 31, 2006
75	Bethany University	Jan. 4, 2007
75	Simpson University	Jan. 18, 2005

74	Bethany University	Jan. 26, 2008
72	Cal State East Bay	Jan. 28, 2000

Most Field Goals Attempted Opponents

87	Pacific Christian	Jan. 21, 1995
84	Azusa Pacific	Dec. 3, 1994
84	La Sierra University	Jan. 22, 1995
80	Pacific Union College	Feb. 24, 1995

Fewest Field Goals Missed HNU

16	Bethany College	Jan. 26, 1996
18	Dominican University	Jan. 13, 2009
19	College of Idaho	Nov. 29, 2008
19	Vanguard University	Nov. 21, 2008
20	Fresno Pacific	Oct. 30, 2008
20	Academy of Art	Jan. 6, 2009
21	Biola U.	Nov. 14, 2008
21	Hawaii Pacific University	Dec. 6, 2008
22	Menlo College	Feb. 25, 2006
22	Westminster	Nov. 11, 2004
22	Menlo College	Nov. 22, 1995
22	College Of Notre Dame	Nov. 29, 1995

Highest Field Goal Percentage HNU

66	Simpson University	Jan. 14, 2006
65	Pacific Union College	Jan. 31, 2006
61	Cal State Maritime	Feb. 18, 2005
61	La Sierra University	Jan. 22, 1995
61	College of Notre Dame	Nov. 29, 1995
61	Simpson College	Jan. 9, 1996
60	Bethany College	Jan. 26, 1996
59	College of Fraser Valley	Dec. 29, 2006
58	Southern Oregon	Nov. 24, 1995
58	San Jose Christian	Dec. 12, 1995

Highest Field Goal Percentage Opponent

69	San Diego Christian	Nov. 25, 2006
69	Fresno Pacific University	Nov. 24, 2006
67	Hawaii Pacific	Jan. 19, 1996
64	Westmont	Nov. 10, 2007
64	Cal State East Bay	Feb. 8, 2007
64	Westmont College	Nov. 26, 2004
63	Northwest Christian	Dec. 14, 2007
63	Fresno Pacific University	Nov. 23, 2007
62	Concordia	Nov. 15, 2004
62	Bethany College	Feb. 14, 1995
61	Simpson University	Jan. 18, 2005
61	BYU-Hawaii	Jan. 17, 1996

60

Menlo College

Feb. 23, 2005

Three-Point Field Goals**Most Three Pointers Made HNU**

17	Academy of Art	Jan. 3, 2009
15	Chaminade	Dec. 3, 2006
15	Simpson University	Jan. 11, 1995
14	Bethany University	Dec. 26, 2008
13	Simpson University	Feb. 24, 2010
13	Golden State Baptist	Dec. 11, 2007
13	La Sierra University	Jan. 22, 1995
12	Johnson & Wales Univ.	Dec. 12, 2009
12	Hope International	Nov. 9, 2009
12	Hawaii Pacific University	Dec. 2, 2006
12	Cal State Maritime	Feb. 23, 2006
12	William Jessup University	Feb. 1, 2005
11	Pacific Union College	Jan. 31, 2006
11	Bethany University	Jan. 26, 1996
11	San Jose Christian	Feb. 13, 1996
11	The Master's College	Jan. 17, 1996

HOLY NAMES UNIVERSITY

Most Three-Pointers Made Opponents

14	North Dakota State	Nov. 19, 1994
13	Azusa Pacific	Dec. 3, 1994
13	The Master's College	Feb. 10, 1995
12	Southern Oregon	Nov. 25, 1994
12	Pacific Union College	Nov. 24, 1996

HAWKS

Most Three-Point Attempts HNU

33	Academy of Art	Jan. 3, 2009
32	Bethany University	Jan. 26, 2008
30	Pacific Union College	Feb. 19, 1995
29	Azusa Pacific	Nov. 26, 2005
28	Hope International University	Nov. 3, 2007
28	Southern California Col.	Jan. 7, 1995
28	Chapman	Jan. 20, 1996
28	The Master's College	Feb. 17, 1996
27	Chaminade	Dec. 3, 2006
27	Southern Oregon University	Nov. 17, 2005
27	Azusa Pacific	Dec. 9, 1995
27	Simpson College	Jan. 11, 1995
27	Humboldt State	Dec. 18, 1995

Most Three-Point Attempts Opponents

38	La Sierra University	Jan. 22, 1995
33	Lewis & Clark	Nov. 19, 2004

32	The Master's College	Feb. 10, 1995
31	Menlo College	Nov. 22, 1995
30	Humboldt State	Nov. 18, 1994
30	North Dakota State	Nov. 19, 1994
30	Occidental	Dec. 9, 1995

Highest Three Point Percentage HNU

75	Menlo College (12-16)	Nov. 22, 1995
70	William Jessup (7-10)	Jan. 25, 2007
69	Pacific Union (11-16)	Jan. 31, 2006
67	CSU East Bay (4-6)	Jan. 11, 2005
63	Bethany College (11-19)	Jan. 26, 1996
62	Menlo College (10-16)	Feb. 23, 2007
62	CSU East Bay (10-16)	Feb. 8, 2007
61	Simpson College (15-27)	Jan. 11, 1995
60	William Jessup (12-20)	Feb. 1, 2005
58	Menlo College (7-12)	Jan. 28, 2005
58	San Jose Christian (9-16)	Dec. 12, 1995
58	Southern Oregon (7-13)	Nov. 24, 1995
58	Hawaii Pacific (9-17)	Jan. 19, 1996

Highest Three Point Percentage Opponents

83	CSU East Bay (5-6)	Feb. 8, 2007
75	Dominican University (6-8)	Jan. 20, 2006
75	UC Santa Cruz (6-8)	Dec. 9, 1994
66	College of Fraser (6-9)	Dec. 29, 2006
63	Southern Oregon (12-19)	Nov. 25, 1994
62	Biola University (5-8)	Nov. 12, 2004
61	Patten College (11-18)	Jan. 27, 1996
60	Menlo College (9-15)	Feb. 9, 2008
60	Simpson University (9-15)	Feb. 12, 2005
58	Hawaii Pacific (11-19)	Jan. 19, 1996
58	UC Santa Cruz (7-12)	Dec. 2, 1994
58	Bethany College (7-12)	Feb. 23, 1996

Free Throws

Most Free Throws Made HNU

39	Pacific Union College	Jan. 24, 1996
34	Cal State East Bay	Feb. 5, 2005
31	Cal State East Bay	Feb. 24, 2006
30	Menlo College	Feb. 17, 2007
30	Simpson University	Feb. 10, 2007
30	Simpson University	Jan. 11, 2007
29	Bethany University	Jan. 31, 2008
29	Southern Oregon University	Nov. 13, 2004
29	Pacific Union College	Feb. 24, 1995
29	Dominican College	Feb. 9, 1996
28	Menlo College	Feb. 9, 2008

28	Seattle University	Nov. 20, 2004
28	Pacific Union College	Jan. 28, 1995
27	Pacific Union College	Jan. 27, 2007
27	Cal State East Bay	Feb. 11, 2006
27	Willamette	Nov. 25, 1995

Most Free Throws Made Opponents

39	Dominican College	Feb. 9, 1996
38	Cal Maritime	Nov. 7, 1995
36	Cal State East Bay	Feb. 11, 2006
33	Oregon Institute of Technology	Nov. 19, 2005
33	Southern Oregon University	Nov. 13, 2004
31	Fresno Pacific	Nov. 11, 1995
29	Seattle University	Nov. 20, 2004
27	Southern Oregon	Nov. 25, 1995
27	Simon Fraser	Dec. 30, 1995
27	BYU-Hawaii	Jan. 17, 1996

Most Free Throw attempts HNU

48	Pacific Union College	Jan. 24, 1996
45	Southern Oregon University	Nov. 13, 2004
41	Menlo College	Feb. 9, 2008
41	Cal Baptist University	Nov. 2, 2007
41	Menlo College	Feb. 17, 2007
41	Fresno Pacific	Nov. 11, 1995
39	Dominican College	Feb. 9, 1996
38	Simpson University	Feb. 10, 2007
38	Cal State East Bay	Feb. 24, 2006
38	Biola University	Dec. 29, 2004
38	Pacific Union College	Jan. 28, 1995
37	Simpson University	Jan. 11, 2007
37	Pacific Union College	Feb. 24, 1995
36	Willamette	Nov. 25, 1995
36	Pacific Union College	Dec. 3, 1995

Most Free Throw Attempts Opponents

59	Cal Maritime	Nov. 7, 1995
57	Dominican College	Feb. 9, 1996
46	BYU-Hawaii	Jan. 17, 1996
44	Fresno Pacific	Nov. 11, 1995
43	Northwest Christian	Nov. 9, 2007
43	Willamette	Nov. 25, 1995

Most Free Throw Attempts Combined Both Teams

96	HNU vs Dominican	Feb. 9, 1996
90	HNU vs Cal Maritime	Nov. 7, 1995
86	HNU vs Southern Oregon	Nov. 13, 2004
85	HNU vs Fresno Pacific	Nov. 11, 1995

79	HNU vs Bethany	Feb. 4, 2005
79	HNU vs Willamette	Nov. 25, 1995
77	HNU vs Pacific Union	Jan. 24, 1996

Highest Free Throw Percentage HNU

100	Dominican University (16-16)	Jan. 21, 2005
100	Hawaii Pacific (9-9)	Nov. 11, 1994
100	Dominican College (9-9)	Dec. 6, 1994
95	CSU East Bay (19-20)	Jan. 22, 2008
95	San Jose Christian (20-21)	Feb. 8, 1995
94	Hawaii Pacific (16-17)	Jan. 19, 1996
89	Cal State East Bay (24-27)	Jan. 13, 2006
88	Bethany University (29-33)	Jan. 31, 2008
88	Fresno Pacific (14-16)	Nov. 23, 2007
87	San Diego Christian (20-23)	Nov. 25, 2006
86	Cal Baptist (18-21)	Dec. 31, 2007
86	Vanguard University (12-14)	Nov. 11, 2006
86	La Sierra University (18-21)	Jan. 22, 1995
85	Pacific Christian (17-20)	Jan. 21, 1995

Highest Free Throw Percentage Opponents

100	Bethany College (3-3)	Jan. 17, 1995
92	Notre Dame de Namur (11-12)	Feb. 10, 2006
91	Dominican University (20-22)	Feb. 18, 2006
90	Seattle University (29-32)	Nov. 20, 2004
89	Menlo College (8-9)	Feb. 23, 2007
88	La Sierra University (15-17)	Feb. 12, 1995
87	Dominican College (13-15)	Dec. 6, 1994
86	Menlo College (6-7)	Jan. 10, 2008
86	CSU East Bay (36-42)	Feb. 11, 2006
84	Hawaii Pacific (16-19)	Nov. 11, 1994
84	UC Santa Cruz (16-19)	Dec. 2, 1994
84	Simon Frazer (27-32)	Dec. 30, 1995

Rebounds

Most Rebounds HNU

54	Whittier College	Dec. 12, 2009
52	Simpson College	Feb. 4, 1995
52	Patten College	Feb. 24, 1996
51	Golden State Baptist	Nov. 29, 2007
51	Simpson University	Feb. 17, 2006
49	Simpson University	Jan. 16, 2010
49	Cal State East Bay	Jan. 13, 2006
48	UC Santa Cruz	Jan. 15, 2008
48	Pacific Union College	Dec. 3, 1995
47	Simpson University	Jan. 5, 2008
46	Pacific Union College	Dec. 6, 2007

Record Book

46	Cal State East Bay	Feb. 24, 2006
46	La Sierra University	Feb. 12, 1995
46	Oregon Tech	Dec. 16, 1995

Most Rebounds Opponents

60	Pacific Christian	Feb. 11, 1995
57	Azusa Pacific	Nov. 26, 2005
55	Azusa Pacific	Dec. 8, 1995
55	Oregon Tech	Dec. 15, 1995
53	Point Loma Nazarene University	Nov. 11, 2005
52	Northwest Christian	Nov. 9, 2007
52	Oregon Tech	Dec. 16, 1995
52	The Master's	Mar. 2, 1996
51	Bethany College	Feb. 4, 2005
50	Southern California College	Jan. 7, 1995

Fewest Rebounds HNU

11	Cal Baptist U.	Nov. 15, 2008
12	Hawaii Pacific University	Nov. 11, 1994
18	Menlo College	Jan. 10, 2008
19	Biola University	Nov. 10, 2006
20	San Diego Christian	Nov. 25, 2006
20	Santa Clara University	Nov. 14, 2006
20	San Diego Christian	Nov. 4, 2006
20	Dominican University	Jan. 21, 2005
20	La Verne	Jan. 6, 1995
21	Chaminade	Dec. 3, 2006
21	Bethany College	Jan. 17, 1995
22	Hawaii Pacific University	Dec. 2, 2006
22	Vanguard University	Nov. 4, 2005
22	Bethany College	Feb. 14, 1995

Fewest Rebounds Opponents

16	Cal State Maritime	Feb. 18, 2005
18	Dominican University	Feb. 15, 2007
18	Menlo College	Dec. 9, 2005
18	Hawaii Pacific	Nov. 11, 1994
21	UC Santa Cruz	Jan. 6, 2007
21	Simpson College	Jan. 9, 1996
22	Cal State East Bay	Feb. 8, 2007
22	Pacific Union College	Jan. 31, 2006
22	Dominican College	Feb. 19, 2005
23	UC Santa Cruz	Jan. 15, 2008
23	William Jessup University	Jan. 8, 2005
23	Dominican College	Jan. 25, 1995
24	Hawaii Pacific	Jan. 19, 1996
25	Bethany University	Feb. 19, 2008
25	Cal State East Bay	Feb. 11, 2006
25	Notre Dame de Namur	Feb. 10, 2006

25	Simpson University	Jan. 14, 2006
25	UC Santa Cruz	Dec. 29, 2005
25	The Master's	Feb. 17, 1995
25	Bethany College	Jan. 26, 1996

Most Offensive Rebounds HNU

28	Golden State Baptist	Nov. 29, 2007
23	Simpson University	Feb. 17, 2006
22	Warner Pacific	Nov. 7, 2008
21	Cal State East Bay	Jan. 13, 2006
21	Southern Oregon University	Nov. 13, 2004
19	Simpson University	Jan. 5, 2008
19	William Jessup University	Dec. 16, 2005
19	Pacific Union College	Jan. 15, 2005
18	UC Santa Cruz	Jan. 15, 2008
18	Azusa Pacific	Nov. 26, 2005
18	Biola University	Nov. 12, 2004
17	Cal State East Bay	Feb. 11, 2006

HOLY NAMES UNIVERSITY

Most Defensive Rebounds HNU

33	Bethany University	Jan. 26, 2008
32	UC Santa Cruz	Dec. 29, 2005
31	Pacific Union College	Dec. 14, 2006
31	Bethany University	Jan. 7, 2005
31	Academy of Art	Jan. 6, 2009
30	UC Santa Cruz	Jan. 16, 2008
30	Pacific Union College	Dec. 6, 2007
30	Northwest Christian	Nov. 9, 2007
29	Pacific Union College	Jan. 19, 3008
29	Cal State Maritime	Jan. 12, 2008
29	Simpson University	Jan. 14, 2006
29	Cal State Maritime	Feb. 18, 2005
29	Cal State East Bay	Feb. 5, 2005

Largest Rebound Margin Game

25	UC Santa Cruz (48-23)	Jan. 15, 2008
24	Cal State Maritime (40-16)	Feb. 18, 2005
22	Cal State East Bay (49-27)	Jan. 13, 2006
21	Golden State Baptist (51-30)	Dec. 29, 2007
20	Pacific Union College (46-26)	Dec. 6, 2007
18	Simpson University (43-25)	Jan. 14, 2006
18	William Jessup University (41-23)	Jan. 8, 2005

Assists**Most Assists HNU**

34	San Jose Christian	Feb. 13, 1996
33	San Jose Christian	Dec. 12, 1995
31	Cal Maritime	Nov. 29, 1994
30	Bethany University	Jan. 30, 2007
30	Pacific Union College	Jan. 31, 2006
29	La Sierra	Jan. 22, 1995
29	Pacific Union	Jan. 31, 1995

Most Assists Opponents

29	Southern Oregon	Nov. 25, 1994
28	Northwestern College	Dec. 29, 2007
28	Bethany College	Jan. 17, 1994
27	Northwest Christian	Dec. 14, 2007
27	BYU-Hawaii	Jan. 17, 1996
25	The Master's	Feb. 10, 1995

HOLY NAMES UNIVERSITY**Steals****Most Steals HNU**

26	Pacific Union College	Jan. 31, 2006
25	Cal State Maritime	Nov. 29, 1994
23	Bethany University	Jan. 7, 2005
22	Pacific Union College	Dec. 17, 2005
22	Cal State Maritime	Feb. 18, 2005
20	Minot State University	Nov. 6, 2004
19	Pacific Union College	Jan. 15, 2005
18	Golden State Baptist	Dec. 11, 2007
18	Cascade College	Nov. 18, 2005
18	Pacific Union College	Dec. 3, 1995
17	College of Fraser Valley	Dec. 29, 2006
17	Cal Maritime	Nov. 7, 1995

Most Steals Opponents

16	La Verne	Jan. 16, 1995
15	William Jessup University	Feb. 16, 2008
15	Cal Baptist University	Nov. 2, 2007
15	Cal State East Bay	Jan. 11, 2005
15	William Jessup University	Jan. 8, 2005
15	Humboldt State University	Dec. 11, 2004
15	The Master's	Feb. 10, 1995
14	Cal State Maritime	Dec. 7, 2006
14	Simpson College	Feb. 4, 1995

Blocked Shots

Most Blocked Shots HNU

9	Fresno Pacific University	Nov. 11, 1995
8	Simpson College	Jan. 9, 1996
7	College of Notre Dame	Nov. 29, 1995

Most Blocked Shots opponents

10	Cal State East Bay	Jan. 31, 2008
10	Humboldt State University	Dec. 11, 2004
10	Seattle University	Nov. 20, 2004
10	UC Santa Cruz	Dec. 2, 1994
9	Bethany College	Jan. 17, 1995
8	Azusa Pacific University	Nov. 26, 2005
8	Southern Oregon University	Nov. 17, 2005
8	Cal State East Bay	Nov. 17, 1995
8	Bethany College	Feb. 23, 1996
7	Biola University	Nov. 10, 2006
7	Simon Frazer	Dec. 30, 1995

Personal Fouls**Most Personal Fouls HNU**

42	Cal State Maritime	Nov. 7, 1995
35	Southern Oregon University	Nov. 13, 2004
34	William Jessup University	Jan. 8, 2005
34	Dominican College	Feb. 9, 1996
32	Cal State East Bay	Feb. 11, 2006
31	Oregon Institute of Technology	Nov. 19, 2005
31	Fresno Pacific University	Nov. 11, 1995
31	Southern Oregon	Nov. 25, 1995

Most Personal Fouls Opponents

34	Simpson University	Jan. 11, 2007
34	Southern Oregon University	Nov. 13, 2004
33	Fresno Pacific University	Nov. 11, 1995
30	Menlo College	Feb. 9, 2008
30	Cal State East Bay	Jan. 31, 2008
29	Menlo College	Jan. 21, 2006
29	Cal State East Bay	Feb. 5, 2005
28	Bethany University	Feb. 4, 2005
28	William Jessup University	Jan. 8, 2005
27	Bethany University	Dec. 8, 2007
27	Cal State East Bay	Feb. 11, 2006
27	Menlo College	Feb. 25, 2006
27	Pacific Union College	Jan. 24, 1996

Fewest Personal Fouls HNU

7	UC Sants Cruz	Dec. 9, 1994
7	Bethany University	Jan. 26, 1996
8	Cal State Maritime	Feb. 18, 2005
8	The Master's	Feb. 10, 1995
9	Cal State Maritime	Jan. 20, 2007
9	Menlo College	Nov. 22, 1995

Fewest Personal Fouls Opponents

5	Cal State Maritime	Feb. 18, 2005
7	UC Santa Cruz	Jan. 6, 2007
9	Southern Oregon University	Nov. 17, 2005
10	Golden State Baptist	Dec. 11, 2007
10	Dominican University	Jan. 13, 2007
10	North Dakota	Nov. 19, 1994
10	Dominican University	Dec. 16, 1994
10	La Sierra University	Feb. 12, 1995
11	Dominican University	Jan. 20, 2006
11	Hawaii Pacific University	Nov. 11, 1995

H O L Y N A M E S U N I V E R S I T Y

Turnovers

Most Turnovers HNU

37	Pacific Union College	Jan. 15, 2005
35	Cal State East Bay	Feb. 11, 2006
32	William Jessup University	Jan. 28, 2010
31	Bethany University	Jan. 7, 2005
30	Minot State University	Nov. 6, 2004
29	Cal State Maritime	Jan. 31, 1995
28	William Jessup University	Jan. 8, 2005
27	Southern Oregon University	Nov. 13, 2004
27	Cal Baptist U	Nov. 15, 2008
27	Simpson U.	Feb. 5, 2009

Most Turnovers Opponents

38	Pacific Union College	Jan. 31, 2006
38	Cal State Maritime	Nov. 7, 1995
37	Bethany University	Jan. 7, 2005
36	Pacific Union College	Dec. 17, 2005
34	William Jessup University	Jan. 8, 2005
32	Pacific Christian College	Dec. 3, 1995
31	Linfield College	Nov. 16, 2007
30	Menlo College	Feb. 9, 2008
30	Northwestern College	Dec. 29, 2007
30	Bethany University	Feb. 4, 2006
29	Golden State Baptist	Dec. 11, 2007
29	College of Fraser Valley	Dec. 29, 2006

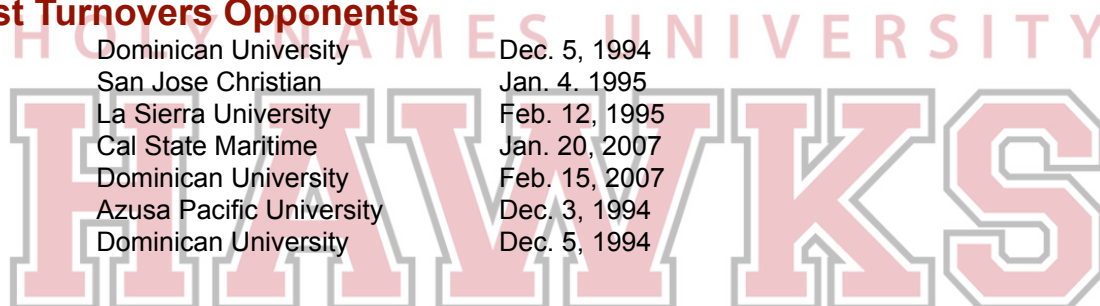
29	Cascade College	Nov. 18, 2005
29	Simpson University	Jan. 18, 2005
29	Cal State Maritime	Jan. 31, 1995

Fewest Turnovers HNU

6	Cal State East Bay	Feb. 8, 2007
6	Dominican University	Jan. 13, 2007
7	Vanguard University	Nov. 11, 2006
7	Cal State Maritime	Feb. 18, 2005
7	Bethany University	Jan. 17, 1995
7	Simpson University	Jan. 9, 1996
7	Chapman	Jan. 29, 1996
8	Dominican University	Feb. 15, 2007
8	Bethany University	Jan. 30, 2007
8	Southern Oregon University	Nov. 17, 2005
8	Pacific Christian College	Feb. 25, 1995
9	Cal State Maritime	Feb. 23, 2006
9	San Jose Christian	Dec. 12, 1995

Fewest Turnovers Opponents

6	Dominican University	Dec. 5, 1994
6	San Jose Christian	Jan. 4, 1995
6	La Sierra University	Feb. 12, 1995
7	Cal State Maritime	Jan. 20, 2007
8	Dominican University	Feb. 15, 2007
9	Azusa Pacific University	Dec. 3, 1994
9	Dominican University	Dec. 5, 1994



Season Records

Games Played

Most Games	37	1997-1998
Most Home Games	16	1997-1998
Most Away Games	21	1996-1997
Fewest Games	32	1994-1995
Fewest Home Games	11	1999-2000
Fewest Away Games	17	1997-1998
	19	twice
Most Wins	25	1997-1998
Most Home Wins	12	1997-1998
Most Away Wins	12	1997-1998
Fewest Losses	11	1997-1998
Fewest Home Losses	1	1999-2000
Fewest Away Losses	3	1997-1998
Best Winning Percentage	0.75	1996-1997
Best Home Percentage	0.9	1999-2000
Best Road Percentage	0.8	1997-1998

Points In A Season

Most Points	2959	1997-1998
Most Points Per	81.6	2006-2007
Fewest Points	2238	2009-2010
Fewest Points P	69	1998-1999
Highest Point M	451	1997-1998
Highest Point M	12.9	1997-1998

Field Goals

Most FG Attemp	2185	2005-2006
Most FG Attemp	64.4	1994-1995
Fewest FG Atter	1857	2006-2007
Fewest FG Atter	57.7	1996-1997
Highest FG Atter	135	1998-1999
Highest FG Att.	14	1998-1999
Most FG Made	1054	1997-1998
Most FG Made F	30.1	2005-2006
Fewest FG Mad	819	1998-1999
Fewest FG Mad	24.8	1998-1999
Highest FG Mad	161	1997-1998
Highest FG Mad	4.3	1997-1998
Highest FG Perc	48.6	1997-1998
Lowest Fg Perc	0.42	1998-1999

Three Point Field Goal

Most 3-Point att	700	2009-2010
Most 3-Point att	20.3	2007-2008
Fewest 3-Point /	489	2004-2005
Fewest 3-Point /	14.8	2004-2005
Most 3-Pointers	243	1997-1998
Most 3-Pointers	7.1	2007-2008
Fewest 3-Pointe	173	2004-2005
Fewest 3-Pointe	5.2	2004-2005
Highest Three P	40.4	1997-1998
Lowest Three P	0.299	1998-1999

Free Throws

Most FT Attempt	896	1997-1998
Most FT Attempt	25.5	1995-1996
Fewest FT Atten	662	1994-1995
Fewest FT Atten	20.7	1994-1995
Most FT Made	608	1997-1998
Most FT Made P	17.2	2004-2005
Fewest FT Made	422	2009-2010
Fewest FT Made	14	1998-1999
Highest FT Perc	0.756	2006-2007
Lowest FT Perc	0.632	2009-2010

Rebounds

Most Rebounds	1396	1997-1998
Most Rebounds Per	38.6	1996-1997
Fewest Rebound	982	2006-2007
Fewest Rebound	30.7	2006-2007

Assists

Most Assists	638	1995-1996
Most Assists Per	19.3	1995-1996
Fewest Assists	381	1998-1999
Fewest Assists F	11.5	1998-1999

Personal Fouls

Most Fouls	748	1997-1998
Most Fouls Per	22.3	1995-1996
Fewest Fouls	525	1994-1995
Fewest Fouls Per	16.4	1994-1995

Turnovers


Most turnovers	611	2004-2005
Most turnovers F	18.8	2007-2008
Fewest Turnover	462	2006-2007
Fewest Turnover	14.1	1999-2000

Blocked Shots

Most Blocks	107	1995-1996
Most Blocks Per	3.2	1995-1996
Fewest Blocks	35	2005-2006
Fewest Blocks F	1	2005-2006

Steals

Most Steals	369	2005-2006
Most Steals Per	10.9	2005-2006
Fewest Steals	195	2006-2007
Fewest Steals P	6.1	2006-2007



HOLY NAMES UNIVERSITY
HAWKS

HOLY NAMES UNIVERSITY
HAWKS

HOLY NAMES UNIVERSITY
HAWKS

HOLY NAMES UNIVERSITY
HAWKS

HOLY NAMES UNIVERSITY
HAWKS

HOLY NAMES UNIVERSITY
HAWKS

HOLY NAMES UNIVERSITY
HAWKS

HOLY NAMES UNIVERSITY
HAWKS

HOLY NAMES UNIVERSITY
HAWKS

HOLY NAMES UNIVERSITY
HAWKS

HOLY NAMES UNIVERSITY
HAWKS

HOLY NAMES UNIVERSITY
HAWKS

HOLY NAMES UNIVERSITY
HAWKS

HOLY NAMES UNIVERSITY
HAWKS

HOLY NAMES UNIVERSITY
HAWKS

HOLY NAMES UNIVERSITY
HAWKS

HOLY NAMES UNIVERSITY
HAWKS

HOLY NAMES UNIVERSITY
HAWKS

HOLY NAMES UNIVERSITY
HAWKS

HOLY NAMES UNIVERSITY
HAWKS

HOLY NAMES UNIVERSITY
HAWKS

HOLY NAMES UNIVERSITY
HAWKS

HOLY NAMES UNIVERSITY
HAWKS

HOLY NAMES UNIVERSITY
HAWKS

HOLY NAMES UNIVERSITY
HAWKS

HOLY NAMES UNIVERSITY
HAWKS

HOLY NAMES UNIVERSITY
HAWKS

HOLY NAMES UNIVERSITY
HAWKS

HOLY NAMES UNIVERSITY
HAWKS

HOLY NAMES UNIVERSITY
HAWKS

HOLY NAMES UNIVERSITY
HAWKS